



Feed Caddy

starting the right way



- Guarantee consistent, uniform and repeatable feed distribution
- Save time and labour costs
- Prevent starve-outs and reduces mortality
- Increase feed coverage 600%
- Reduce feed waste.
- Provide immediate access to feed and water for every bird
- Hitch to quad or small tractor
- Hand-pulled unit for small operations
- Feed chickens, turkeys, geese, ducks and game birds
- Adjust feed flow quickly and reliably for even feed amounts
- Prevent feed spills and sparse patches with feed flow linked to ground speed



WWW.SECREPRO.COM

Ange-Gardien, QC


1.888.446.4647




LOUIS BONNEVILLE

President and sales manager

louis@secrepro.com




Quick and simple feed flow regulation on the Feed Caddy give repeatable results and easy adjustments



The Feed Caddy lays down a consistent amount of feed for the entire length of the barn, time after time.



The Feed Caddy is useful for starting Chickens, turkeys, geese, ducks and other gamebirds



Feed flow is regulated by the speed of the Feed Caddy for even feed distribution and to prevent spills

See the Feed Caddy movie online at www.FeedCaddy.com

Specifications

Model:	6044	4642	3630
Capacity			
Feed Weight:	2204 lbs	1102 lbs	440 lbs
Dimensions			
Length:	7 ft 8.5 in	6 ft 8 in	4 ft
Width:	4 ft 10 in	4 ft 10 in	3 ft 10 in
Height:	4 ft 4 in	3 ft 7 in	3 ft
Weight:	300 lbs	250 lbs	120 lbs

